

# Vision Charter School

♦ ♦ ♦ ♦

## ANNUAL PERFORMANCE REPORT

### 2015-2016

Idaho Public Charter School Commission  
304 North 8<sup>th</sup> Street, Room 242  
Boise, Idaho 83702

Phone: (208) 332-1561  
[chartercommission.idaho.gov](http://chartercommission.idaho.gov)

Alan Reed, Chairman  
Tamara Baysinger, Director

DRAFT Distributed December 2016

## Introduction

Each year, Idaho's Public Charter School Commission (PCSC) issues a performance report to every school in its portfolio. The annual report serves several purposes:

1. To provide transparent, data-driven information about charter school quality;
2. To ensure that charter school boards have access to clear expectations and are provided maximum opportunity to correct any deficiencies prior to their renewal year; and
3. To inform mid-term decision making, such as the evaluation of charter amendment proposals.

This report contains an overview of the school, including its history, mission, leadership, and demographics. The overview is followed by the school's performance framework, including outcomes for the most recently completed school year.

The performance framework is comprised of four sections: Academic, Mission-Specific, Operational, and Financial. Each section contains a number of measures intended to evaluate the school's performance against specific criteria. The scorecard pages of the framework offer a summary of the school's scores and accountability designation ranging from Honor (high) to Critical (low).

Due to significant and ongoing changes to the state's school accountability system, many of the academic measures in the performance framework could not be scored this year. Data for all of the growth measures and most of the post-secondary readiness measures was unavailable. As a result, academic framework scores cannot reflect the intended scope of information.

Additionally, although ISAT Math and English Language Arts proficiency data was available, it was gathered using an assessment that the state adopted subsequent to the framework's development. The cut scores used to establish proficiency remain under evaluation, and it cannot be determined at this time whether or not the rating categories within each framework measure are appropriate in the context of the new assessment.

For these reasons, we have eliminated academic framework scores from this report and instead provided comparisons of the public charter schools' proficiency rates to those of the state as a whole, as well as to area schools that serve similar grade ranges. In some cases, comparisons cannot be provided because the data is masked per state law or statistical irrelevance.

To facilitate a clearer context for the academic results contained in this report, the demographic, enrollment, and school leadership data provided is from the 2014-15 school year. Updated enrollment and school leadership information is available upon request from the school or PCSC office.

Schools had an opportunity to correct or clarify their framework outcomes prior to the publication of this report.

Public charter school operations are inherently complex. For this reason, readers are encouraged to consider the scores on individual measures within the framework as a starting point for gaining full, contextualized understanding of the school's performance.

Additional information about how the performance framework was developed and how results may be interpreted is available on the PCSC's website: [chartercommission.idaho.gov](http://chartercommission.idaho.gov).

## School Overview

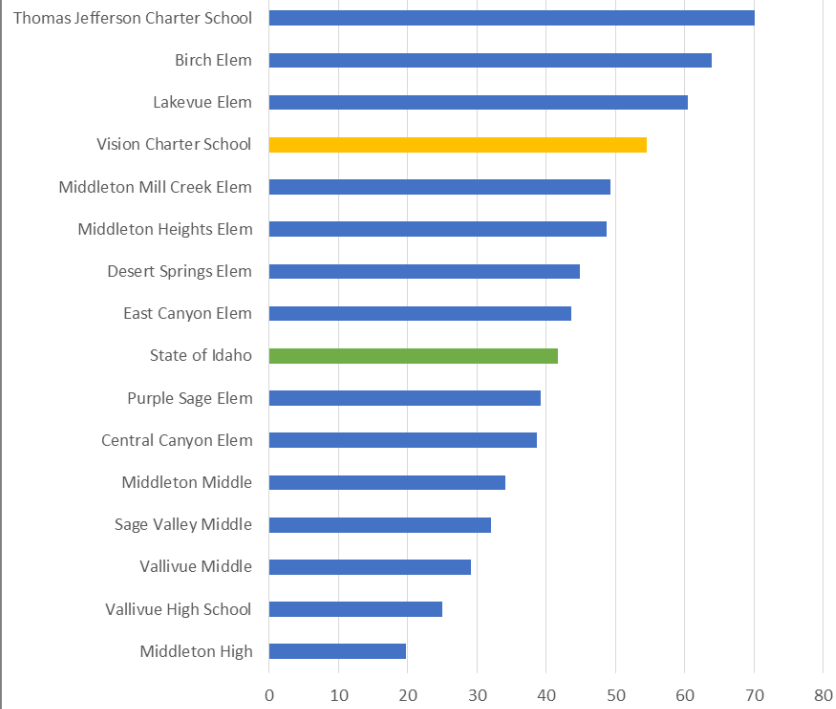
<b>Mission Statement</b>	To create well educated, respectful citizen leaders in a K-12 <sup>th</sup> grade College Prep Science and Art School.	
<b>Key Design Elements</b>	<p>Arts and Sciences – Language arts, fine arts, and science will be emphasized at all grade levels. Students will acquire and apply knowledge.</p> <p>Character and Leadership Development - Character development is considered a fundamental purpose of education and will be fostered through a child-centered educational model built on high behavioral and academic expectations. The comprehensive character education plan will tap into each child's innate need to know boundaries while protecting his/her dignity.</p> <p>Small School Environment - The school will provide a small, safe educational setting in which students and faculty know each other personally.</p> <p>Music Training - Elementary students will be taught basic keyboarding through general music courses. A music curriculum for older students will focus on the development of fundamental musician skills, while also exposing students to local musical heritage and culture.</p> <p>Second Language - Students in all grades will be exposed to a second language, with a primary emphasis on Spanish.</p> <p>An Enriched Curriculum For All Students - An enriched, gifted and talented curriculum will be offered to all students. At the high school level, advanced or college credit level courses will be available for all core subjects.</p>	
<b>School Contact Information</b>	Address: 19291 Ward Road Caldwell, Idaho 83605	Phone: 208-455-9220
<b>Surrounding District</b>	Vallivue School District	
<b>Neighboring District</b>	Middleton School District	
<b>Opening Year</b>	2007	
<b>Current Term</b>	February 13, 2014 – June 30, 2019	
<b>Grades Served</b>	K – 12	
<b>Enrollment</b>	Approved: 910	Actual: 670

School Leadership (2015-2016)	Role
David Snow	Chairman
Andy Marshall	Vice Chairman
Tracie Wood	Secretary
Nicki Anderson	Treasurer
Lee Hannah	Member
Wendy Oldenkamp	Administrator

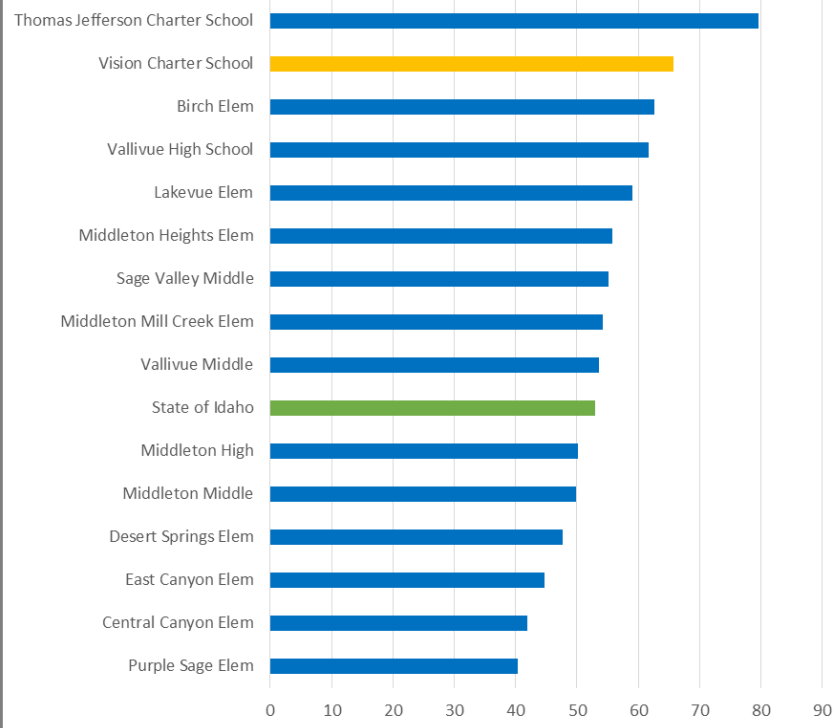
	School	Surrounding District (Vallivue)	Neighboring District (Middleton)	State
<b>Non-White</b>	15.03%	41.10%	15.53%	23.84%
<b>Limited English Proficiency</b>	0.45%	19.81%	3.65%	8.61%
<b>Special Needs</b>	7.29%	10.17%	7.83%	9.76%
<b>Free &amp; Reduced Lunch</b>	42.71%	64.98%	45.73%	47.27%

Academic Measure	Result
Percentage of Students Meeting or Exceeding Proficiency in Math	54.5%
Percentage of Students Meeting or Exceeding Proficiency in English Language Arts	65.7%
Percentage of Students Meeting or Exceeding Proficiency In Science	65.2%
Graduation Rate (4-year cohort data from 2015)	100%

### Vallivue/Middleton Area Grades K-12 Math Percentage Proficient/Advanced



### Vallivue/Middleton Area Grades K-12 ELA Percentage Proficient/Advanced



## PUBLIC CHARTER SCHOOL COMMISSION - PERFORMANCE FRAMEWORK

Name of School: Vision Charter School Year Opened: 2007 Operating Term: 2/13/14 - 6/30/19 Date Executed: 2/13/2014

### Introduction

Idaho's charter school legislation requires each public charter school authorizer to develop a Performance Framework on which the provisions of the Performance Certificate will be based. Performance Frameworks must clearly set forth the academic and operational performance indicators, measures, and metrics that will guide the authorizer's evaluations of each public charter school, and must contain the following:

- Indicators, measures, and metrics for student academic proficiency;
- Indicators, measures, and metrics for student academic growth;
- Indicators, measures, and metrics for college and career readiness (for high schools); and
- Indicators, measures, and metrics for board performance and stewardship, including compliance with all applicable laws, regulations and terms of the performance certificate.

The measurable performance targets contained within the framework must require, at a minimum, that each school meet applicable federal, state, and authorizer goals for student achievement. This Performance Framework was adopted by the Public Charter School Commission (PCSC) on August 30, 2013, and is intended for use with non-alternative public charter schools authorized by the PCSC.

### Performance Framework Structure

The Performance Framework is divided into four sections: Academic, Mission-Specific, Operational, and Financial. The Academic and Mission-Specific sections comprise the primary indicators on which most renewal or non-renewal decisions will be based. The Operational and Financial sections contribute additional indicators that will, except in cases of egregious failure to meet standards, be considered secondary.

#### **Academic:**

A high percentage (60%) of a school's total score for the Academic & Mission Specific Accountability Designation reflects the school's performance on a set of academic measures. These measures are the same for all non-alternative schools. The "Meets Standard" rating for each measure is designed to align closely with state minimum standards as established in Idaho's ESEA waiver and Star Rating System.

#### **Mission-Specific:**

A significant portion (40%) of a school's total score for the Academic & Mission Specific Accountability Designation reflects the school's performance on a set of mission-specific measures. These measures may be academic or non-academic in nature, but must be objective and data-driven. The number and weighting of mission-specific measures should be established during one-on-one negotiations between the school and authorizer.

*During their first Performance Certificate term only, schools authorized to open in or before Fall 2014 may choose to opt out of the Mission-Specific section of the framework. Schools choosing to opt out of Mission-Specific measures for their first term agree that the weight of those measures will be placed instead on the Academic section, which then becomes the single, primary factor considered for purposes of renewal or non-renewal.*

#### **Operational:**

Operational indicators comprise a secondary element for consideration during the renewal process. While each school will receive a score in the operational section, this score should not be used as the primary rationale for non-renewal unless the non-compliance with organizational expectations is severe or systemic. Particularly for a school whose academic performance meets or exceeds standards, poor results in this area are more likely to lead to a conditional renewal decision than to non-renewal.

**Financial:**

Financial indicators comprise a secondary element for consideration during the renewal process. While each school will receive a score in the financial section, this score should not be used as the primary rationale for non-renewal unless the school's financial state at the time of renewal is dire. Particularly for a school whose academic performance meets or exceeds standards, poor results in this area are more likely to lead to a conditional renewal decision than to non-renewal. The PCSC may also elect to renew a financially troubled school that is clearly providing a high quality education, but notify the SDE of the situation so that the payment schedule may be modified in order to safeguard taxpayer dollars.

**Accountability Designations**

Calculation of the percentage of eligible points earned for each school will guide the determination of that school's accountability designation: Honor, Good Standing, Remediation, or Critical. The accountability designation will, in turn, guide the PCSC's renewal or non-renewal decision-making. Measures for which a school lacks data due to factors such as grade configuration or small size will not contribute to that school's accountability designation. The PCSC will consider contextual factors affecting a school's accountability designation when making renewal or non-renewal decisions.

**Honor:**

Schools achieving at this level in all categories (academic, mission-specific, operational, and financial) are eligible for special recognition and will be recommended for renewal. Replication and expansion proposals are likely to succeed. The Framework places schools that earn 75-100% of the combined academic and mission-specific points possible in this accountability designation. It is possible for 5-star schools, high-range 4-star schools with solid mission-specific outcomes, and mid-range 4-star schools with strong mission-specific outcomes to receive an honor designation. Schools that fall into this point-percentage category but have poor operational and/or financial outcomes will not be eligible for an honor designation.

**Good Standing:**

Schools achieving at this level will be recommended for renewal; however, conditional renewal may be recommended if operational and/or financial outcomes are poor. Replication and expansion proposals will be considered. To be placed in this category, schools must receive the appropriate percentage of the combined academic and mission-specific points possible and have at least a 3-star rating. The Framework places schools that earn 55-74% of the combined academic and mission-specific points possible in this accountability designation. It is possible for 3-star or 4-star schools with solid mission-specific outcomes, or 5-star schools with poor mission-specific, financial, and/or operational outcomes to receive a good standing designation. Although 2-star schools with strong mission-specific outcomes could fall into this point-percentage range, they would not be eligible to receive a good standing designation due to their star ratings; the Framework is drafted thus in recognition of Idaho's statutory provision that the performance framework shall, at a minimum, require that each school meet applicable federal and state goals for student achievement.

**Remediation:**

Schools achieving at this level may be recommended for non-renewal or conditional renewal, particularly if operational and/or financial outcomes are poor. Replication and expansion proposals are unlikely to succeed. The Framework places schools that earn 31-54% of the combined academic and mission-specific points possible in this accountability designation. It is possible for 3-star schools with poor mission-specific outcomes, 2-star schools, or 1-star schools with strong mission-specific outcomes to receive a remediation designation.

**Critical:**

Schools achieving at this level face a strong likelihood of non-renewal, particularly if operational and/or financial outcomes are also poor. Replication and expansion proposals should not be considered. The Framework places schools that earn less than 30% of the combined academic and mission-specific points possible in this accountability designation. It is possible for 1-star schools or 2-star schools with poor mission-specific outcomes to receive a Critical designation.

VISION --- PERFORMANCE FRAMEWORK SCORING

ACADEMIC	Measure	Possible Elem / MS Points	% of Total Points	POINTS EARNED	Possible HS Points	% of Total Points	POINTS EARNED
State/Federal Accountability	1a				25	0%	0.00
	1b				25	0%	0.00
Proficiency	2a				75	0%	0.00
	2b				75	38%	29.88
	2c				75	38%	38.29
Growth	3a				100	0%	0.00
	3b				100	0%	0.00
	3c				100	0%	0.00
	3d				75	0%	0.00
	3e				75	0%	0.00
	3f				75	0%	0.00
	3g				100	0%	0.00
College & Career Readiness	4a				50	0%	0.00
	4b1 / 4b2				50	0%	0.00
	4c				50	25%	50.00
Total Possible Academic Points					1050	100%	
- Points from Non-Applicable					850		
Total Possible Academic Points for This School					200		
<b>Total Academic Points Received</b>							<b>118.17</b>
<b>% of Possible Academic Points for This School</b>							<b>59.08%</b>

MISSION-SPECIFIC	Measure	Possible Points	% of Total Points	POINTS EARNED	Possible Points	% of Total Points	POINTS EARNED
Vision Charter School has elected to opt out of Mission-Specific measures for this Performance Certificate term.							
Total Possible Mission-Specific Points							
<b>Total Mission-Specific Points Received</b>							
<b>% of Possible Mission-Specific Points Received</b>							
<b>TOTAL POSSIBLE ACADEMIC &amp; MISSION-SPECIFIC POINTS</b>					<b>200</b>		
<b>TOTAL POINTS RECEIVED</b>							<b>118.17</b>
<b>% OF POSSIBLE ACADEMIC &amp; MISSION-SPECIFIC POINTS</b>							<b>59.08%</b>

OPERATIONAL	Measure	Points Possible	% of Total Points	Points Earned
Educational Program	1a	25	6%	25.00
	1b	25	6%	25.00
	1c	25	6%	25.00
	1d	25	6%	25.00
Financial Management & Oversight	2a	25	6%	25.00
	2b	25	6%	25.00
Governance & Reporting	3a	25	6%	25.00
	3b	25	6%	25.00
Students & Employees	4a	25	6%	25.00
	4b	25	6%	25.00
	4c	25	6%	25.00
	4d	25	6%	25.00
School Environment	5a	25	6%	25.00
	5b	25	6%	25.00
	5c	25	6%	25.00
Additional Obligations	6a	25	6%	0.00
<b>TOTAL OPERATIONAL POINTS</b>		<b>400</b>	<b>100%</b>	<b>375.00</b>
<b>% OF POSSIBLE OPERATIONAL POINTS</b>				<b>93.75%</b>

FINANCIAL	Measure	Points Possible	% of Total Points	Points Earned
Near-Term Measures	1a	50	13%	50.00
	1b	50	13%	50.00
	1c	50	13%	50.00
	1d	50	13%	50.00
Sustainability Measures	2a	50	13%	50.00
	2b	50	13%	50.00
	2c	50	13%	50.00
	2d	50	13%	50.00
<b>TOTAL FINANCIAL POINTS</b>		<b>400</b>	<b>100%</b>	<b>400.00</b>
<b>% OF POSSIBLE FINANCIAL POINTS</b>				<b>100.00%</b>

The financial measures included here are based on industry standards. They are not intended to reflect the nuances of a school's financial status. A low score on any single measure indicates only the possibility of a problem. In many cases, contextual information that alleviates concern is provided in the notes that accompany individual measures. Please see the financial section of this framework for additional detail.



VISION --- PERFORMANCE FRAMEWORK SCORING

ACCOUNTABILITY DESIGNATION	Academic & Mission-Specific		Operational		Financial	
	Range	% of Points Possible Earned	Range	% of Points Possible Earned	Range	% of Points Possible Earned
<p><b>Honor</b> Schools achieving at this level in all categories are eligible for special recognition and will be recommended for renewal. Replication and expansion proposals are likely to succeed.</p>	75% - 100% of points possible		90% - 100% of points possible	<b>93.75%</b>	85% - 100% of points possible	<b>100.00%</b>
<p><b>Good Standing</b> Schools achieving at this level in Academic &amp; Mission-Specific will be recommended for renewal; however, conditional renewal may be recommended if Operational and/or Financial outcomes are poor. Replication and expansion proposals will be considered. To be placed in this category for Academic &amp; Mission-Specific, schools must receive the appropriate percentage of points and have at least a Three Star Rating.</p>	55% - 74% of points possible	<b>59.08%</b>	80% - 89% of points possible		65% - 84% of points possible	
<p><b>Remediation</b> Schools achieving at this level in Academic &amp; Mission-Specific may be recommended for non-renewal or conditional renewal, particularly if Operational and/or Financial outcomes are also poor. Replication and expansion proposals are unlikely to succeed.</p>	31% - 54% of points possible		61% - 79% of points possible		46% - 64% of points possible	
<p><b>Critical</b> Schools achieving at this level in Academic &amp; Mission-Specific level face a strong likelihood of non-renewal, particularly if Operational and/or Financial outcomes are also poor. Replication and expansion proposals should not be considered.</p>	0% - 30% of points possible		0% - 60% of points possible		0% - 45% of points possible	

INDICATOR 1: STATE AND FEDERAL ACCOUNTABILITY							
<b>Measure 1a</b> <b>Overall Star Rating</b>	<b>Is the school meeting acceptable standards according to existing state grading or rating systems?</b>  <b>Exceeds Standard:</b> School received five stars on the Star Rating System <b>Meets Standard:</b> School received three or four stars on the Star Rating System <b>Does Not Meet Standard:</b> School received two stars on the Star Rating System <b>Falls Far Below Standard:</b> School received one star on the Star Rating System	<b>Result (Stars)</b>	<b>Points Possible</b>				
		5	25				
		4	20				
		3	15				
		2	0				
		1	0				
<b>Notes</b>					<b>0</b>		
INDICATOR 2: STUDENT ACADEMIC PROFICIENCY							
<b>Measure 1b</b> <b>State Designations</b>	<b>Is the school meeting state designation expectations as set forth by state and federal accountability systems?</b>  <b>Exceeds Standard:</b> School was identified as a "Reward" school. <b>Meets Standard:</b> School does not have a designation. <b>Does Not Meet Standard:</b> School was identified as a "Focus" school. <b>Falls Far Below Standard:</b> School was identified as a "Priority" school.	<b>Result</b>	<b>Points Possible</b>				
		Reward	25				
		None	15				
		Focus	0				
		Priority	0				
		<b>Notes</b>					<b>0</b>
<b>Measure 2a</b> <b>ISAT / SBA % Proficiency</b> <b>Reading</b>	<b>Are students achieving reading proficiency on state examinations?</b>  <b>Exceeds Standard:</b> 90% or more of students met or exceeded proficiency. <b>Meets Standard:</b> Between 65-89% of students met or exceeded proficiency. <b>Does Not Meet Standard:</b> Between 41-64% of students met or exceeded proficiency. <b>Falls Far Below Standard:</b> Fewer than 41% of students met or exceeded proficiency.	<b>Result (Percentage)</b>	<b>Points Possible</b>	<b>Possible in this Range</b>	<b>Percentile Targets</b>	<b>Percentile Points</b>	<b>Points Earned</b>
			57-75	19	90-100	11	0
			38-56	19	65-89	25	0
			20-37	18	41-64	24	0
			0-19	19	1-40	40	0
		<b>Notes</b>					<b>0</b>
<b>Measure 2b</b> <b>ISAT / SBA % Proficiency</b> <b>Math</b>	<b>Are students achieving math proficiency on state examinations?</b>  <b>Exceeds Standard:</b> 90% or more of students met or exceeded proficiency. <b>Meets Standard:</b> Between 65-89% of students met or exceeded proficiency. <b>Does Not Meet Standard:</b> Between 41-64% of students met or exceeded proficiency. <b>Falls Far Below Standard:</b> Fewer than 41% of students met or exceeded proficiency.	<b>Result (Percentage)</b>	<b>Points Possible</b>	<b>Possible in this Range</b>	<b>Percentile Targets</b>	<b>Percentile Points</b>	<b>Points Earned</b>
			57-75	19	90-100	11	0
			38-56	19	65-89	25	0
		54.50	20-37	18	41-64	24	30
			0-19	19	1-40	40	0
		<b>Notes</b>					<b>30</b>

		Result (Percentage)	Points Possible	Possible in this Range	Percentile Targets	Percentile Points	Points Earned
<b>Measure 2c</b> <b>ISAT / SBA % Proficiency</b> <b>Language Arts</b>	<b>Are students achieving language proficiency on state examinations?</b>  <b>Exceeds Standard:</b> 90% or more of students met or exceeded proficiency. <b>Meets Standard:</b> Between 65-89% of students met or exceeded proficiency. <b>Does Not Meet Standard:</b> Between 41-64% of students met or exceeded proficiency. <b>Falls Far Below Standard:</b> Fewer than 41% of students met or exceeded proficiency.		57-75	19	90-100	11	0
		65.70	38-56	19	65-89	25	38
			20-37	18	41-64	24	0
			0-19	19	1-40	40	0
							<u>38</u>
Notes							
<b>INDICATOR 3: STUDENT ACADEMIC GROWTH</b>							
<b>Measure 3a</b> <b>Criterion-Referenced</b> <b>Growth in Reading</b>	<b>Are students making adequate annual academic growth to achieve proficiency in reading with 3 years or by 10th grade?</b>  <b>Exceeds Standard:</b> At least 85% of students are making adequate academic growth. <b>Meets Standard:</b> Between 70-84% of students are making adequate academic growth. <b>Does Not Meet Standard:</b> Between 50-69% of students are making adequate academic growth. <b>Falls Far Below Standard:</b> Fewer than 50% of students are making adequate academic growth.		76-100	25	85-100	16	0
			51-75	25	70-84	15	0
			26-50	25	50-69	20	0
			0-25	25	1-49	49	0
							<u>0</u>
Notes							
<b>Measure 3b</b> <b>Criterion-Referenced</b> <b>Growth in Math</b>	<b>Are students making adequate annual academic growth to achieve math proficiency within 3 years or by 10th grade?</b>  <b>Exceeds Standard:</b> At least 85% of students are making adequate academic growth. <b>Meets Standard:</b> Between 70-84% of students are making adequate academic growth. <b>Does Not Meet Standard:</b> Between 50-69% of students are making adequate academic growth. <b>Falls Far Below Standard:</b> Fewer than 50% of students are making adequate academic growth.		76-100	25	85-100	16	0
			51-75	25	70-84	15	0
			26-50	25	50-69	20	0
			0-25	25	1-49	49	0
							<u>0</u>
Notes							
<b>Measure 3c</b> <b>Criterion-Referenced</b> <b>Growth in Language</b>	<b>Are students making adequate annual academic growth to achieve language proficiency within 3 years or by 10th grade?</b>  <b>Exceeds Standard:</b> At least 85% of students are making adequate academic growth. <b>Meets Standard:</b> Between 70-84% of students are making adequate academic growth. <b>Does Not Meet Standard:</b> Between 50-69% of students are making adequate academic growth. <b>Falls Far Below Standard:</b> Fewer than 50% of students are making adequate academic growth.		76-100	25	85-100	16	0
			51-75	25	70-84	15	0
			26-50	25	50-69	20	0
			0-25	25	1-49	49	0
							<u>0</u>
Notes							

<p><b>Measure 3d</b> Norm-Referenced <b>Growth in Reading</b></p> <p><b>Are students making expected annual academic growth in reading compared to their academic peers?</b></p> <p><b>Exceeds Standard:</b> The school's Median SGP in reading falls between the 66<sup>th</sup> and 99<sup>th</sup> percentile.  <b>Meets Standard:</b> The school's Median SGP in reading falls between the 43<sup>rd</sup> and 65<sup>th</sup> percentile.  <b>Does Not Meet Standard:</b> The school's Median SGP in reading falls between the 30<sup>th</sup> and 42<sup>th</sup> percentile.  <b>Falls Far Below Standard:</b> The school's Median SGP in reading falls below the 30<sup>th</sup> percentile.</p> <p>Notes</p>	<table border="1"> <thead> <tr> <th>Result (Percentile)</th> <th>Points Possible</th> <th>Possible in this Range</th> <th>Percentile Targets</th> <th>Percentile Points</th> <th>Points Earned</th> </tr> </thead> <tbody> <tr> <td></td> <td>57-75</td> <td>19</td> <td>66-99</td> <td>34</td> <td>0</td> </tr> <tr> <td></td> <td>38-56</td> <td>19</td> <td>43-65</td> <td>23</td> <td>0</td> </tr> <tr> <td></td> <td>20-37</td> <td>18</td> <td>30-42</td> <td>13</td> <td>0</td> </tr> <tr> <td></td> <td>0-19</td> <td>19</td> <td>1-29</td> <td>29</td> <td>0</td> </tr> <tr> <td colspan="5"></td> <td style="border-top: 1px solid black;">0</td> </tr> </tbody> </table>	Result (Percentile)	Points Possible	Possible in this Range	Percentile Targets	Percentile Points	Points Earned		57-75	19	66-99	34	0		38-56	19	43-65	23	0		20-37	18	30-42	13	0		0-19	19	1-29	29	0						0
Result (Percentile)	Points Possible	Possible in this Range	Percentile Targets	Percentile Points	Points Earned																																
	57-75	19	66-99	34	0																																
	38-56	19	43-65	23	0																																
	20-37	18	30-42	13	0																																
	0-19	19	1-29	29	0																																
					0																																
<p><b>Measure 3e</b> Norm-Referenced <b>Growth in Math</b></p> <p><b>Are students making expected annual academic growth in math compared to their academic peers?</b></p> <p><b>Exceeds Standard:</b> The school's Median SGP in math falls between the 66<sup>th</sup> and 99<sup>th</sup> percentile.  <b>Meets Standard:</b> The school's Median SGP in math falls between the 43<sup>rd</sup> and 65<sup>th</sup> percentile.  <b>Does Not Meet Standard:</b> The school's Median SGP in math falls between the 30<sup>th</sup> and 42<sup>th</sup> percentile.  <b>Falls Far Below Standard:</b> The school's Median SGP in math falls below the 30<sup>th</sup> percentile.</p> <p>Notes</p>	<table border="1"> <thead> <tr> <th>Result (Percentile)</th> <th>Points Possible</th> <th>Possible in this Range</th> <th>Percentile Targets</th> <th>Percentile Points</th> <th>Points Earned</th> </tr> </thead> <tbody> <tr> <td></td> <td>57-75</td> <td>19</td> <td>66-99</td> <td>34</td> <td>0</td> </tr> <tr> <td></td> <td>38-56</td> <td>19</td> <td>43-65</td> <td>23</td> <td>0</td> </tr> <tr> <td></td> <td>20-37</td> <td>18</td> <td>30-42</td> <td>13</td> <td>0</td> </tr> <tr> <td></td> <td>0-19</td> <td>19</td> <td>1-29</td> <td>29</td> <td>0</td> </tr> <tr> <td colspan="5"></td> <td style="border-top: 1px solid black;">0</td> </tr> </tbody> </table>	Result (Percentile)	Points Possible	Possible in this Range	Percentile Targets	Percentile Points	Points Earned		57-75	19	66-99	34	0		38-56	19	43-65	23	0		20-37	18	30-42	13	0		0-19	19	1-29	29	0						0
Result (Percentile)	Points Possible	Possible in this Range	Percentile Targets	Percentile Points	Points Earned																																
	57-75	19	66-99	34	0																																
	38-56	19	43-65	23	0																																
	20-37	18	30-42	13	0																																
	0-19	19	1-29	29	0																																
					0																																
<p><b>Measure 3f</b> Norm-Referenced <b>Growth in Language</b></p> <p><b>Are students making expected annual academic growth in language compared to their academic peers?</b></p> <p><b>Exceeds Standard:</b> The school's Median SGP in language arts falls between the 66<sup>th</sup> and 99<sup>th</sup> percentile.  <b>Meets Standard:</b> The school's Median SGP in language arts falls between the 43<sup>rd</sup> and 65<sup>th</sup> percentile.  <b>Does Not Meet Standard:</b> The school's Median SGP in language arts falls between the 30<sup>th</sup> and 42<sup>th</sup> percentile.  <b>Falls Far Below Standard:</b> The school's Median SGP in language arts falls below the 30<sup>th</sup> percentile.</p> <p>Notes</p>	<table border="1"> <thead> <tr> <th>Result (Percentile)</th> <th>Points Possible</th> <th>Possible in this Range</th> <th>Percentile Targets</th> <th>Percentile Points</th> <th>Points Earned</th> </tr> </thead> <tbody> <tr> <td></td> <td>57-75</td> <td>19</td> <td>66-99</td> <td>34</td> <td>0</td> </tr> <tr> <td></td> <td>38-56</td> <td>19</td> <td>43-65</td> <td>23</td> <td>0</td> </tr> <tr> <td></td> <td>20-37</td> <td>18</td> <td>30-42</td> <td>13</td> <td>0</td> </tr> <tr> <td></td> <td>0-19</td> <td>19</td> <td>1-29</td> <td>29</td> <td>0</td> </tr> <tr> <td colspan="5"></td> <td style="border-top: 1px solid black;">0</td> </tr> </tbody> </table>	Result (Percentile)	Points Possible	Possible in this Range	Percentile Targets	Percentile Points	Points Earned		57-75	19	66-99	34	0		38-56	19	43-65	23	0		20-37	18	30-42	13	0		0-19	19	1-29	29	0						0
Result (Percentile)	Points Possible	Possible in this Range	Percentile Targets	Percentile Points	Points Earned																																
	57-75	19	66-99	34	0																																
	38-56	19	43-65	23	0																																
	20-37	18	30-42	13	0																																
	0-19	19	1-29	29	0																																
					0																																
<p><b>Measure 3g</b> Subgroup Growth <b>Combined Subjects</b></p> <p><b>Is the school increasing subgroup academic performance over time?</b></p> <p><b>Exceeds Standard:</b> School earned at least 70% of possible points in SRS Accountability Area 3.  <b>Meets Standard:</b> School earned 45-69% of possible points in SRS Accountability Area 3.  <b>Does Not Meet Standard:</b> School earned 30-44% of possible points in SRS Accountability Area 3.  <b>Falls Far Below Standard:</b> School earned fewer than 30% of possible points in SRS Accountability Area 3.</p> <p>Notes</p>	<table border="1"> <thead> <tr> <th>Result (Percentage)</th> <th>Points Possible</th> <th>Possible in this Range</th> <th>Percentile Targets</th> <th>Percentile Points</th> <th>Points Earned</th> </tr> </thead> <tbody> <tr> <td></td> <td>76-100</td> <td>25</td> <td>70-100</td> <td>31</td> <td>0</td> </tr> <tr> <td></td> <td>51-75</td> <td>25</td> <td>45-69</td> <td>25</td> <td>0</td> </tr> <tr> <td></td> <td>26-50</td> <td>25</td> <td>30-44</td> <td>15</td> <td>0</td> </tr> <tr> <td></td> <td>0-25</td> <td>25</td> <td>1-29</td> <td>29</td> <td>0</td> </tr> <tr> <td colspan="5"></td> <td style="border-top: 1px solid black;">0</td> </tr> </tbody> </table>	Result (Percentage)	Points Possible	Possible in this Range	Percentile Targets	Percentile Points	Points Earned		76-100	25	70-100	31	0		51-75	25	45-69	25	0		26-50	25	30-44	15	0		0-25	25	1-29	29	0						0
Result (Percentage)	Points Possible	Possible in this Range	Percentile Targets	Percentile Points	Points Earned																																
	76-100	25	70-100	31	0																																
	51-75	25	45-69	25	0																																
	26-50	25	30-44	15	0																																
	0-25	25	1-29	29	0																																
					0																																

INDICATOR 4: COLLEGE AND CAREER READINESS							
<b>Measure 4a</b> <b>Advanced Opportunity</b>  <b>Coursework</b>	<b>Are students participating successfully in advance opportunity coursework?</b>	<b>Result</b>	<b>Points Possible</b>			<b>Points Earned</b>	
	<b>Exceeds Standard:</b> School earned 5 points in SRS Post-Secondary Content Area: Advanced Opportunity		50				
	<b>Meets Standard:</b> School earned 3-4 points in SRS Post-Secondary Content Area: Advanced Opportunity		30				
	<b>Does Not Meet Standard:</b> School earned 2 points in SRS Post-Secondary Content Area: Advanced Opportunity		10				
	<b>Falls Far Below Standard:</b> School earned 1 or fewer points in SRS Post-Secondary Content Area: Adv Oppty		0				
Notes						0	
<b>Measure 4b1</b> <b>College Entrance Exam Results</b>	<b>Does students' performance on college entrance exams reflect college readiness?</b>	<b>Result</b>	<b>Points Possible</b>			<b>Points Earned</b>	
	<b>Exceeds Standard:</b> Effective in 2013-14, at least 35% of students met or exceeded the college readiness benchmark on an entrance or placement exam.	5	50				
	<b>Meets Standard:</b> Effective in 2013-14, between 25-34% of students met or exceeded the college readiness benchmark on an entrance or placement exam.)	3-4	30				
	<b>Does Not Meet Standard:</b> Effective in 2013-14, between 20-24% of students met or exceeded the college readiness benchmark on an entrance or placement exam.)	2	10				
	<b>Falls Far Below Standard:</b> Effective in 2013-14, fewer than 20% of students met or exceeded the college readiness benchmark on an entrance or placement exam.	1	0				
Notes						0	
<b>Measure 4b2</b> <b>College Entrance Exam Results</b>	<b>Does students' performance on college entrance exams reflect college readiness?</b>	<b>Result</b>	<b>Points Possible</b>			<b>Points Earned</b>	
	<b>Exceeds Standard:</b> Effective in 2014-15 and thereafter, at least 45% of students met or exceeded the college readiness benchmark on an entrance or placement exam.	5	50				
	<b>Meets Standard:</b> Effective in 2014-15 and thereafter, between 35-44% of students met or exceeded the college readiness benchmark on an entrance or placement exam.	3-4	30				
	<b>Does Not Meet Standard:</b> Effective in 2014-15 and thereafter, between 30-34% of students met or exceeded the college readiness benchmark on an entrance or placement exam.	2	10				
	<b>Falls Far Below Standard:</b> Effective in 2014-15 and thereafter, fewer than 30% of students met or exceeded the college readiness benchmark on an entrance or placement exam.	1	0				
Notes						0	
<b>Measure 4c</b> <b>Graduation Rate</b>	<b>Are students graduating from high school?</b>	<b>Result (Percentage)</b>	<b>Possible Overall</b>	<b>Possible in this Range</b>	<b>Percentile Targets</b>	<b>Percentile Points</b>	<b>Points Earned</b>
	<b>Exceeds Standard:</b> At least 90% of students graduated from high school.	100.00	39-50	12	90-100	11	50
	<b>Meets Standard:</b> 81-89% of students graduated from high school.		26-38	13	81-89	9	0
	<b>Does Not Meet Standard:</b> 71%-80% of students graduated from high school.		14-25	12	71-80	10	0
	<b>Falls Far Below Standard:</b> Fewer than 70% of students graduated from high school.		0-13	13	1-70	70	0
Notes	Due to the timing of data availability, the graduation rate is reflective of data from the 2014-15 school year.						50

VISION --- MISSION-SPECIFIC FRAMEWORK

**MISSION-SPECIFIC GOALS**

Measure 1	Is the school ***?	Result	Weight	Score
<p><b>Exceeds Standard:</b>  <b>Meets Standard:</b>  <b>Does Not Meet Standard:</b>  <b>Falls Far Below Standard:</b></p>				
<b>Notes</b>	<p>Vision Charter School (Vision) has elected to opt out of Mission-Specific measures for the initial Performance Certificate term ending June 30, 2019. Vision acknowledges and agrees that the weight that would have been placed on the Mission-Specific section of this Framework will be placed instead on the Academic section of this Framework, which therefore becomes the single, primary factor considered for purposes of renewal or non-renewal. Vision further acknowledges and agrees that, if the Certificate is renewed effective July 1, 2019, Mission-Specific measures must be included in the renewal Certificate at that time. Vision has been advised to spend the initial Certificate term developing and testing Mission-Specific measures for future use.</p>			

INDICATOR 1: EDUCATIONAL PROGRAM				
<b>Measure 1a</b> <b>Implementation of Educational Program</b>	<b>Is the school implementing the material terms of the educational program as defined in the performance certificate?</b>  <b>Meets Standard:</b> The school implements the material terms of the mission, vision, and educational program in all material respects and the implementation of the educational program reflects the essential elements outlined in the performance certificate, or the school has gained approval for a charter modification to the material terms.  <b>Does Not Meet Standard:</b> School has deviated from the material terms of the mission, vision, and essential elements of the educational program as described in the performance certificate, without approval for a charter modification, such that the program provided differs substantially from the program described in the charter and performance certificate.	<b>Result</b>	<b>Points Possible</b>	<b>Points Earned</b>
		No instances of non-compliance documented	25	25.00
		0		<hr/> 25.00
Notes				
<b>Measure 1b</b> <b>Education Requirements</b>	<b>Is the school complying with applicable education requirements?</b>  <b>Exceeds Standard:</b> The school materially complies with applicable laws, rules, regulations, and provisions of the performance certificate relating to education requirements, including but not limited to: Instructional time requirements, graduation and promotion requirements, content standards including the Common Core State Standards, the Idaho State Standards, State assessments, and implementation of mandated programming related to state or federal funding.  <b>Meets Standard:</b> The school has exhibited non-compliance with applicable laws, rules, regulations, or provisions of the performance certificate relating to the education requirements; however, matters of non-compliance are minor and quickly remedied, with documentation, by the governing board.  <b>Does Not Meet Standard:</b> The school exhibits frequent and/or significant non-compliance with applicable laws, rules, regulations, and provisions of the performance certificate relating to education requirements; and/or matters of non-compliance are not quickly remedied, with documentation, by the governing board.	<b>Result</b>	<b>Points Possible</b>	<b>Points Earned</b>
		No instances of non-compliance documented	25	25.00
		15		<hr/> 25.00
Notes				
<b>Measure 1c</b> <b>Students with Disabilities</b>	<b>Is the school protecting the rights of students with disabilities?</b>  <b>Exceeds Standard:</b> The school materially complies with applicable laws, rules, regulations, and provisions of the performance certificate relating to the treatment of students with identified disabilities and those suspected of having a disability, including but not limited to: Equitable access and opportunity to enroll; identification and referral; appropriate development and implementation of IEPs and Section 504 plans; operational compliance, including provision of services in the LRE and appropriate inclusion in the school's academic program, assessments, and extracurricular activities; discipline, including due process protections, manifestation determinations, and behavioral intervention plans; access to the school's facility and program; appropriate use of all available, applicable funding.  <b>Meets Standard:</b> The school largely exhibits compliance with applicable laws, rules, regulations, or provisions of the performance certificate relating to the treatment of students with identified disabilities and those suspected of having a disability. Instances of non-compliance are minor and quickly remedied, with documentation, by the governing board.  <b>Does Not Meet Standard:</b> The school exhibits frequent and/or significant non-compliance with applicable laws, rules, regulations, and provisions of the performance certificate relating to the treatment of students with identified disabilities and those suspected of having a disability; and/or matters of non-compliance are not quickly remedied, with documentation, by the governing board.	<b>Result</b>	<b>Points Possible</b>	<b>Points Earned</b>
		No instances of non-compliance documented	25	25.00
		15		<hr/> 25.00
Notes				

		Result	Points Possible	Points Earned
<b>Measure 1d</b> <b>English Language Learners</b>	<b>Is the school protecting the rights of English Language Learner (ELL) students?</b>			
	<b>Exceeds Standard:</b> The school materially complies with applicable laws, rules, regulations, and provisions of the performance certificate relating to requirements regarding ELLs, including but not limited to: Equitable access and opportunity to enroll; required policies related to the service of ELL students; compliance with native language communication requirements; proper steps for identification of students in need of ELL services; appropriate and equitable delivery of services to identified students; appropriate accommodations on assessments; exiting of students from ELL services; and ongoing monitoring of exited students. Matters of non-compliance, if any, are minor and quickly remedied, with documentation, by the governing board.	No instances of non-compliance documented	25	25.00
	<b>Meets Standard:</b> The school has exhibited non-compliance with applicable laws, rules, regulations, or provisions of the performance certificate relating to the treatment of ELL students; however, matters of non-compliance are minor and quickly remedied, with documentation, by the governing board.		15	
	<b>Does Not Meet Standard:</b> The school exhibits frequent and/or significant non-compliance with applicable laws, rules, regulations, and provisions of the performance certificate relating to requirements regarding ELLs; and/or matters of non-compliance are not quickly remedied, with documentation, by the governing board.		0	
Notes				25.00
<b>INDICATOR 2: FINANCIAL MANAGEMENT AND OVERSIGHT</b>				
<b>Measure 2a</b> <b>Financial Reporting and Compliance</b>	<b>Is the school meeting financial reporting and compliance requirements?</b>			
	<b>Exceeds Standard:</b> The school materially complies with applicable laws, rules, regulations, and provisions of the performance certificate relating to financial reporting requirements, including but not limited to: Complete and on-time submission of financial reports including annual budget, revised budgets (if applicable), periodic financial reports as required by the PCSC, and any reporting requirements if the board contracts with and Education Service Provider; on-time submission and completion of the annual independent audit and corrective action plans (if applicable); and all reporting requirements related to the use of public funds.	No instances of non-compliance documented	25	25.00
	<b>Meets Standard:</b> The school largely exhibits compliance with applicable laws, rules, regulations, or provisions of the performance certificate relating to financial reporting requirements. Instances of non-compliance are minor and quickly remedied, with documentation, by the governing board.		15	
	<b>Does Not Meet Standard:</b> The school exhibits frequent and/or significant failure to comply with applicable laws, rules, regulations, and provisions of the performance certificate relating to financial reporting requirements; and/or matters of non-compliance are not quickly remedied, with documentation, by the governing board.		0	
Notes				25.00
<b>Measure 2b</b> <b>GAAP</b>	<b>Is the school following Generally Accepted Accounting Principles (GAAP)?</b>			
	<b>Meets Standard:</b> The school materially complies with applicable laws, rules, regulations, and provisions of the performance certificate relating to financial management and oversight expectations as evidenced by an annual independent audit, including but not limited to: An unqualified audit opinion; an audit devoid of significant findings and conditions, material weaknesses, or significant internal control weaknesses; and an audit that does not include a going concern disclosure in the notes or an explanatory paragraph within the audit report.	No instances of non-compliance documented	25	25.00
	<b>Does Not Meet Standard:</b> The school exhibits failure to comply with applicable laws, rules, regulations, and provisions of the performance certificate relating to financial management and oversight expectations as evidenced by an annual independent audits; and/or matters of non-compliance are not quickly remedied, with documentation, by the governing board.		0	
	Notes			



GOVERNANCE AND REPORTING				
Measure 3a Governance Requirements	Is the school complying with governance requirements?	Result	Points Possible	Points Earned
	<p><b>Exceeds Standard:</b> The school materially complies with applicable laws, rules, regulations, and provisions of the performance certificate relating to governance by its board, including but not limited to: board policies; board bylaws; state open meetings law; code of ethics; conflicts of interest; board composition; and compensation for attendance at meetings.</p> <p><b>Meets Standard:</b> The school largely exhibits compliance with applicable laws, rules, regulations, or provisions of the performance certificate relating to governance by its board. Instances of non-compliance are minor and quickly remedied, with documentation, by the governing board.</p> <p><b>Does Not Meet Standard:</b> The school exhibits frequent and/or significant failure to materially comply with applicable laws, rules, regulations, and provisions of the performance certificate relating to governance by its board; and/or matters of non-compliance are not quickly remedied, with documentation, by the governing board.</p>	No instances of non-compliance documented	25	25.00
			15	
			0	
				25.00
Notes				

Measure 3b Reporting Requirements	Is the school complying with reporting requirements?	Result	Points Possible	Points Earned
	<p><b>Exceeds Standard:</b> The school materially complies with applicable laws, rules, regulations, and requirements of the performance certificate relating to relevant reporting requirements to the PCSC, the SDE, and/or federal authorities, including but not limited to: accountability tracking; attendance and enrollment reporting; compliance and oversight; additional information requested by the authorizer.</p> <p><b>Meets Standard:</b> The school largely exhibits compliance with applicable laws, rules, regulations, or provisions of the performance certificate relating to relevant reporting requirements to the PCSC, the SDE, and/or federal authorities. Instances of non-compliance are minor and quickly remedied, with documentation, by the governing board.</p> <p><b>Does Not Meet Standard:</b> The school exhibits frequent and/or significant failure to materially comply with applicable laws, rules, regulations, and provisions of the performance certificate relating to relevant reporting requirements to the PCSC, the SDE, and/or federal authorities; and/or matters of non-compliance are not quickly remedied, with documentation, by the governing board.</p>	No instances of non-compliance documented	25	25.00
			15	
			0	
				25.00
Notes				

INDICATOR 4: STUDENTS AND EMPLOYEES				
Measure 4a Student Rights	Is the school protecting the rights of all students?	Result	Points Possible	Points Earned
	<p><b>Exceeds Standard:</b> The school materially complies with applicable laws, rules, regulations, and requirements of the performance certificate relating to the rights of students, including but not limited to: policies and practices related to recruitment and enrollment; the collection and protection of student information; due process protections, privacy, civil rights, and student liberties requirements; conduct of discipline.</p> <p><b>Meets Standard:</b> The school largely exhibits compliance with applicable laws, rules, regulations, or provisions of the performance certificate relating to the rights of students. Instances of non-compliance are minor and quickly remedied, with documentation, by the governing board.</p> <p><b>Does Not Meet Standard:</b> The school exhibits frequent and/or significant failure to materially comply with applicable laws, rules, regulations, and provisions of the performance certificate relating to the rights of students; and/or matters of non-compliance are not quickly remedied, with documentation, by the governing board.</p>	No instances of non-compliance documented	25	25.00
			15	
			0	
				25.00
Notes				

		Result	Points Possible	Points Earned
<b>Measure 4b Credentialing</b>	<b>Is the school meeting teacher and other staff credentialing requirements?</b>			
	<b>Exceeds Standard:</b> The school materially complies with applicable laws, rules, regulations, and requirements of the performance certificate relating to state and federal certification requirements.	No instances of non-compliance documented	25	25.00
	<b>Meets Standard:</b> The school largely exhibits compliance with applicable laws, rules, regulations, or requirements of the performance certificate relating to state and federal certification requirements. Instances of non-compliance are minor and quickly remedied, with documentation, by the governing board.		15	
	<b>Does Not Meet Standard:</b> The school exhibits frequent and/or significant failure to materially comply with applicable laws, rules, regulations, and provisions of the performance certificate relating to state and federal certification requirements; and/or matters of non-compliance are not quickly remedied, with documentation, by the governing board.		0	
<b>Notes</b>			<u>25.00</u>	
<hr/>				
<b>Measure 4c Employee Rights</b>	<b>Is the school complying with laws regarding employee rights?</b>			
	<b>Exceeds Standard:</b> The school materially complies with applicable laws, rules, regulations, and requirements of the performance certificate relating to employment considerations, including those relating to the Family Medical Leave Act, the Americans with Disabilities Act, and employment contracts.	No instances of non-compliance documented	25	25.00
	<b>Meets Standard:</b> The school largely exhibits compliance with applicable laws, rules, regulations, or requirements of the performance certificate relating to employment considerations or employee rights. Instances of non-compliance are minor and quickly remedied, with documentation, by the governing board.		15	
	<b>Does Not Meet Standard:</b> The school exhibits frequent and/or significant failure to materially comply with applicable laws, rules, regulations, and provisions of the performance certificate relating to employment considerations; and/or matters of non-compliance are not quickly remedied, with documentation, by the governing board.		0	
<b>Notes</b>			<u>25.00</u>	
<hr/>				
<b>Measure 4d Background Checks</b>	<b>Is the school completing required background checks?</b>			
	<b>Exceeds Standard:</b> The school materially complies with applicable laws, rules, regulations, and requirements of the performance certificate relating to background checks of all applicable individuals.	No instances of non-compliance documented	25	25.00
	<b>Meets Standard:</b> The school largely exhibits compliance with applicable laws, rules, regulations, or requirements of the performance certificate relating to background checks of all applicable individuals. Instances of non-compliance are minor and quickly remedied, with documentation, by the governing board.		15	
	<b>Does Not Meet Standard:</b> The school exhibits frequent and/or significant failure to materially comply with applicable laws, rules, regulations, and provisions of the performance certificate relating to background checks of all applicable individuals; and/or matters of non-compliance are not quickly remedied, with documentation, by the governing board.		0	
<b>Notes</b>			<u>25.00</u>	

INDICATOR 5: SCHOOL ENVIRONMENT		Result	Points Possible	Points Earned
<b>Measure 5a</b> <b>Facilities and Transportation</b>	<b>Is the school complying with facilities and transportation requirements?</b>			
	<b>Exceeds Standard:</b> The school materially complies with applicable laws, rules, regulations, and requirements of the performance certificate relating to the school facilities, grounds, and transportation, including but not limited to: American's with Disabilities Act, fire inspections and related records, viable certificate of occupancy or other required building use authorization, documentation of requisite insurance coverage, and student transportation.	No instances of non-compliance documented	25	25.00
	<b>Meets Standard:</b> The school largely exhibits compliance with applicable laws, rules, regulations, or requirements of the performance certificate relating to the school facilities, grounds, or transportation. Instances of non-compliance are minor and quickly remedied, with documentation, by the governing board.		15	
	<b>Does Not Meet Standard:</b> The school exhibits frequent and/or significant failure to materially comply with applicable laws, rules, regulations, and provisions of the performance certificate relating to the school facilities, grounds, and transportation; and/or matters of non-compliance are not quickly remedied, with documentation, by the governing board.		0	
Notes				25.00
<hr/>				
<b>Measure 5b</b> <b>Health and Safety</b>	<b>Is the school complying with health and safety requirements?</b>			
	<b>Exceeds Standard:</b> The school materially complies with applicable laws, rules, regulations, and requirements of the performance certificate relating to safety and the provision of health-related services.	No instances of non-compliance documented	25	25.00
	<b>Meets Standard:</b> The school largely exhibits compliance with applicable laws, rules, regulations, or requirements of the performance certificate relating to safety or the provision of health-related services. Instances of non-compliance are minor and quickly remedied, with documentation, by the governing board.		15	
	<b>Does Not Meet Standard:</b> The school exhibits frequent and/or significant failure to materially comply with applicable laws, rules, regulations, and provisions of the performance certificate relating to safety and the provision of health-related services; and/or matters of non-compliance are not quickly remedied, with documentation, by the governing board.		0	
Notes				25.00
<hr/>				
<b>Measure 5c</b> <b>Information Handling</b>	<b>Is the school handling information appropriately?</b>			
	<b>Exceeds Standard:</b> The school materially complies with applicable laws, rules, regulations, and requirements of the performance certificate relating to the handling of information, including but not limited to: maintaining the security of and providing access to student records under the Family Educational Rights and Privacy Act and other applicable authorities; accessing documents maintained by the school under the state's Freedom of Information law and other applicable authorities; Transferring of student records; proper and secure maintenance of testing materials.	No instances of non-compliance documented	25	25.00
	<b>Meets Standard:</b> The school largely exhibits compliance with applicable laws, rules, regulations, or requirements of the performance certificate relating to the handling of information. Instances of non-compliance are minor and quickly remedied, with documentation, by the governing board.		15	
	<b>Does Not Meet Standard:</b> The school exhibits frequent and/or significant failure to materially comply with applicable laws, rules, regulations, and provisions of the performance certificate relating to the handling of information; and/or matters of non-compliance are not quickly remedied, with documentation, by the governing board.		0	
Notes				25.00

ADDITIONAL OBLIGATIONS		Result	Points Possible	Points Earned
Measure 6a Additional Obligations	Is the school complying with all other obligations?		25	
	<p><b>Meets Standard:</b> The school materially complies with all other material legal, statutory, regulatory, or contractual requirements contained in its charter contract that are not otherwise explicitly stated herein, including but not limited to requirements from the following sources: revisions to state charter law; and requirements of the State Department of Education. Matters of non-compliance, if any, are minor and quickly remedied, with documentation, by the governing board.</p> <p><b>Does Not Meet Standard:</b> The school exhibits frequent and/or significant failure to materially comply with with all other material legal, statutory, regulatory, or contractual requirements contained in its charter contract that are not otherwise explicitly stated herein; and/or matters of non-compliance are not quickly remedied, with documentation, by the governing board.</p>	See note	0	0.00
Notes	The school's 2014-15 annual performance report was not published on the school's website in accordance with §33-5209C, Idaho Code; this matter had not been remedied as of July 1, 2016.			0.00

INDICATOR 1: NEAR-TERM MEASURES				
<b>Measure 1a</b> <b>Current Ratio</b>	<b>Current Ratio: Current Assets divided by Current Liabilities</b>	<b>Result</b>	<b>Points Possible</b>	
	<b>Meets Standard:</b> Current Ratio is greater than or equal to 1.1 OR Current Ratio is between 1.0 and 1.1 and one-year trend is positive (current year ratio is higher than last year's). <i>Note: For schools in their first or second year of operation, the current ratio must be greater than or equal to 1.1.</i> <b>Does Not Meet Standard:</b> Current Ratio is between 0.9 and 1.0 or equals 1.0 OR Current Ratio is between 1.0 and 1.1 and one-year trend is negative. <b>Falls Far Below Standard:</b> Current ratio is less than or equal to 0.9.	Current Ratio is:	<b>Points Earned</b>	
		4.45	50	50.00
			10	
			0	
			50.00	
<b>Notes</b>				
<b>Measure 1b</b> <b>Unrestricted Days Cash</b>	<b>Unrestricted Days Cash: Unrestricted Cash divided by (Total Expenses minus Depreciation Expense / 365)</b>	<b>Result</b>	<b>Points Possible</b>	
	<b>Meets Standard:</b> 60 Days Cash OR Between 30 and 60 Days Cash and one-year trend is positive. <i>Note: Schools in their first or second year of operation must have a minimum of 30 Days Cash.</i> <b>Does Note Meet Standard:</b> Days Cash is between 15-30 days OR Days Cash is between 30-60 days and one-year trend is negative. <b>Falls Far Below Standard:</b> Fewer than 15 Days Cash.	No. of Days Cash:	<b>Points Earned</b>	
		125	50	50.00
			10	
			0	
			50.00	
<b>Notes</b>				
<b>Measure 1c</b> <b>Enrollment Variance</b>	<b>Enrollment Variance: Actual Enrollment divided by Enrollment Projection in Charter School Board-Approved Budget</b>	<b>Result</b>	<b>Points Possible</b>	
	<b>Meets Standard:</b> Enrollment Variance equals or exceeds 95 percent in the most recent year. <b>Does Not Meet Standard:</b> Enrollment Variance is between 85-95 percent in the most recent year. <b>Falls Far Below Standard:</b> Enrollment Variance is less than 85 percent in the most recent year.	Variance is:	<b>Points Earned</b>	
		100.98%	50	50.00
			30	
			0	
			50.00	
<b>Notes</b>				
<b>Measure 1d</b> <b>Default</b>	<b>Default</b>	<b>Result</b>	<b>Points Possible</b>	
	<b>Meets Standard:</b> School is not in default of loan covenant(s) and/or is not delinquent with debt service payments.  <b>Does Not Meet Standard:</b> Not applicable  <b>Falls Far Below Standard:</b> School is in default of loan covenant(s) and/or is delinquent with debt service payments.	No instances of non-compliance documented	<b>Points Earned</b>	
			50	50.00
			0	
			50.00	
<b>Notes</b>				

INDICATOR 2: SUSTAINABILITY MEASURES																				
<p><b>Measure 2a</b></p> <p><b>Total Margin and Aggregated 3-Year Total Margin</b></p>	<p><b>Total Margin: Net Income divided by Total Revenue AND Aggregated Total Margin: Total 3-Year Net Income divided by Total 3-Year Revenues</b></p> <p><b>Meets Standard:</b> Aggregated 3-year Total Margin is positive and the most recent year Total Margin is positive OR Aggregated 3-Year Total Margin is greater than -1.5 percent, the trend is positive for the last two years, and the most recent year Total Margin is positive. <i>Note: For schools in their first or second year of operation, the cumulative Total Margin must be positive.</i></p> <p><b>Does Not Meet Standard:</b> Aggregated 3-Year Total Margin is greater than -1.5 percent, but trend does not "Meet Standard"</p> <p><b>Falls Far Below Standard:</b> Aggregated 3-Year Total Margin is less than or equal to -1.5 percent OR The most recent year Total Margin is less than -10 percent.</p>	<table border="1"> <thead> <tr> <th>Result</th> <th>Points Possible</th> <th>Points Earned</th> </tr> </thead> <tbody> <tr> <td colspan="3">Aggregated 3-Year Totals:</td> </tr> <tr> <td>6.88%</td> <td>50</td> <td>50.00</td> </tr> <tr> <td></td> <td>10</td> <td></td> </tr> <tr> <td></td> <td>0</td> <td></td> </tr> <tr> <td></td> <td></td> <td style="border-top: 1px solid black;">50.00</td> </tr> </tbody> </table>	Result	Points Possible	Points Earned	Aggregated 3-Year Totals:			6.88%	50	50.00		10			0				50.00
Result	Points Possible	Points Earned																		
Aggregated 3-Year Totals:																				
6.88%	50	50.00																		
	10																			
	0																			
		50.00																		
<p><b>Notes</b></p>	<p>Due to the Restatement of Pension Liability, as required by GASB 68, Net Position may be higher than expected. Changes in Net Position due to pension restatement that do not provide or require current financial resources have been removed from the Net Position calculation. This restatement had no material effect on the standard outcome.</p>																			
<p><b>Measure 2b</b></p> <p><b>Debt to Asset Ratio</b></p>	<p><b>Debt to Asset Ratio: Total Liabilities divided by Total Assets</b></p> <p><b>Meets Standard:</b> Debt to Asset Ratio is less than 0.9</p> <p><b>Does Not Meet Standard:</b> Debt to Asset Ratio is between 0.9 and 1.0</p> <p><b>Falls Far Below Standard:</b> Debt to Asset Ratio is greater than 1.0</p>	<table border="1"> <thead> <tr> <th>Result</th> <th>Points Possible</th> <th>Points Earned</th> </tr> </thead> <tbody> <tr> <td colspan="3">Ratio is:</td> </tr> <tr> <td>0.46</td> <td>50</td> <td>50.00</td> </tr> <tr> <td></td> <td>30</td> <td></td> </tr> <tr> <td></td> <td>0</td> <td></td> </tr> <tr> <td></td> <td></td> <td style="border-top: 1px solid black;">50.00</td> </tr> </tbody> </table>	Result	Points Possible	Points Earned	Ratio is:			0.46	50	50.00		30			0				50.00
Result	Points Possible	Points Earned																		
Ratio is:																				
0.46	50	50.00																		
	30																			
	0																			
		50.00																		
<p><b>Notes</b></p>	<p>Due to the Restatement of Pension Liability, as required by GASB 68, Total Liabilities may be higher than expected. The pension liability was removed from the Total Liability calculation in the reported standard outcome. This restatement had no material effect on the standard outcome.</p>																			
<p><b>Measure 2c</b></p> <p><b>Cash Flow</b></p>	<p><b>Cash Flow: Multi-Year Cash Flow = Year 3 Total Cash - Year 1 Total Cash AND One-Year Cash Flow = Year 2 Total Cash - Year 1 Total Cash</b></p> <p><b>Meets Standard (in one of two ways):</b> Multi-Year Cumulative Cash Flow is positive and Cash Flow is positive each year OR Multi-Year Cumulative Cash Flow is positive, Cash Flow is positive in one of two years, and Cash Flow in the most recent year is positive. <i>Note: Schools in their first or second year of operation must have positive cash flow.</i></p> <p><b>Does Not Meet Standard:</b> Multi-Year Cumulative Cash Flow is positive, but trend does not "Meet Standard"</p> <p><b>Falls Far Below Standard:</b> Multi-Year Cumulative Cash Flow is negative</p>	<table border="1"> <thead> <tr> <th>Result</th> <th>Points Possible</th> <th>Points Earned</th> </tr> </thead> <tbody> <tr> <td colspan="3">Multi-Year Cumulative is:</td> </tr> <tr> <td>\$455,343</td> <td>50</td> <td>50.00</td> </tr> <tr> <td></td> <td>30</td> <td></td> </tr> <tr> <td></td> <td>0</td> <td></td> </tr> <tr> <td></td> <td></td> <td style="border-top: 1px solid black;">50.00</td> </tr> </tbody> </table>	Result	Points Possible	Points Earned	Multi-Year Cumulative is:			\$455,343	50	50.00		30			0				50.00
Result	Points Possible	Points Earned																		
Multi-Year Cumulative is:																				
\$455,343	50	50.00																		
	30																			
	0																			
		50.00																		
<p><b>Notes</b></p>																				
<p><b>Measure 2d</b></p> <p><b>Debt Service Coverage Ratio</b></p>	<p><b>Debt Service Coverage Ratio: (Net Income + Depreciation + Interest Expense)/(Annual Principal, Interest, and Lease Payments)</b></p> <p><b>Meets Standard:</b> Debt Service Coverage Ratio is equal to or exceeds 1.1</p> <p><b>Does Not Meet Standard:</b> Debt Service Coverage Ratio is less than 1.1</p> <p><b>Falls Far Below Standard:</b> Not Applicable</p>	<table border="1"> <thead> <tr> <th>Result</th> <th>Points Possible</th> <th>Points Earned</th> </tr> </thead> <tbody> <tr> <td colspan="3">Ratio is:</td> </tr> <tr> <td>2.15</td> <td>50</td> <td>50.00</td> </tr> <tr> <td></td> <td>0</td> <td></td> </tr> <tr> <td></td> <td></td> <td style="border-top: 1px solid black;">50.00</td> </tr> </tbody> </table>	Result	Points Possible	Points Earned	Ratio is:			2.15	50	50.00		0				50.00			
Result	Points Possible	Points Earned																		
Ratio is:																				
2.15	50	50.00																		
	0																			
		50.00																		
<p><b>Notes</b></p>	<p>Due to the Restatement of Pension Liability, as required by GASB 68, Net Position may be higher than expected. Changes in Net Position due to pension restatement that do not provide or require current financial resources have been removed from the Net Position calculation. This restatement had no material effect on the standard outcome.</p>																			

VISION --- LONGITUDINAL RESULTS

ACADEMIC	Measure	Possible Points	2013-14 POINTS	2014-15 POINTS	2015-16 POINTS	2016-17 POINTS	2017-18 POINTS
			EARNED*	EARNED	EARNED	EARNED	EARNED
State/Federal Accountability	1a	25	25.00	0.00	0.00		
	1b	25	15.00	15.00	0.00		
Proficiency	2a	75	67.57	0.00	0.00		
	2b	75	60.84	26.43	29.88		
	2c	75	54.25	33.55	38.29		
	2d	75					
Growth	3a	100	86.98	0.00	0.00		
	3b	100	71.68	0.00	0.00		
	3c	100	60.72	0.00	0.00		
	3d	75	47.74	0.00	0.00		
	3e	75	47.74	0.00	0.00		
	3f	75	46.91	0.00	0.00		
	3g	100	91.94	0.00	0.00		
College & Career Readiness	4a	50	50.00	0.00	0.00		
	4b1 / 4b2	50	30.00	0.00	0.00		
	4c	50	46.62	46.40	50.00		
Total Possible Academic Points Received		1050	802.99	121.38	118.17	0.00	0.00
% of Possible Academic Points for This School			76.48%	53.94%	59.08%	0.00%	0.00%


\*2013-14 Academic results are based on 2012-13 ISAT. Subsequent outcomes are based on the ISAT by SBAC and should not be directly compared to 2013-14 data.

MISSION-SPECIFIC	Measure	Possible Points	2013-14 POINTS	2014-15 POINTS	2015-16 POINTS	2016-17 POINTS	2017-18 POINTS
			EARNED	EARNED	EARNED	EARNED	EARNED
Vision Charter School has elected to opt out of Mission-Specific measures for this Performance Certificate term.							
Total Possible Mission-Specific Points Received		0	0.00	0.00	0.00	0.00	0.00
% of Possible Mission-Specific Points for This School			N/A	N/A	N/A	N/A	N/A

OPERATIONAL	Measure	Possible Points	2013-14 POINTS	2014-15 POINTS	2015-16 POINTS	2016-17 POINTS	2017-18 POINTS
			EARNED	EARNED	EARNED	EARNED	EARNED
Educational Program	1a	25	25	25	25		
	1b	25	25	25	25		
	1c	25	25	25	25		
	1d	25	25	25	25		
Financial Management & Oversight	2a	25	25	25	25		
	2b	25	25	25	25		
Governance & Reporting	3a	25	25	25	25		
	3b	25	25	25	25		
Students & Employees	4a	25	25	25	25		
	4b	25	25	25	25		
	4c	25	25	25	25		
	4d	25	25	25	25		
School Environment	5a	25	25	25	25		
	5b	25	25	25	25		
	5c	25	25	25	25		
Additional Obligations	6a	25	25	0			
Total Possible Operational Points Received		400	400.00	400.00	375.00	0.00	0.00
% of Possible Operational Points for This School			100.00%	100.00%	93.75%	0.00%	0.00%

FINANCIAL	Measure	Possible Points	2013-14 POINTS	2014-15 POINTS	2015-16 POINTS	2016-17 POINTS	2017-18 POINTS
			EARNED	EARNED	EARNED	EARNED	EARNED
Near-Term Measures	1a	50	50	50	50		
	1b	50	50	50	50		
	1c	50	50	50	50		
	1d	50	50	50	50		
Sustainability Measures	2a	50	50	50	50		
	2b	50	50	50	50		
	2c	50	0	0	50		
	2d	50	50	50	50		
Total Possible Financial Points Received		400	350.00	350.00	400.00	0.00	0.00
% of Possible Financial Points for This School			87.50%	87.50%	100.00%	0.00%	0.00%

ACCOUNTABILITY DESIGNATION	2013-14 DESIGNATION	2014-15 DESIGNATION	2015-16 DESIGNATION	2016-17 DESIGNATION	2017-18 DESIGNATION
Academic & Mission-Specific	Honor	Remediation	Good Standing		
Operational	Honor	Honor	Honor		
Financial	Honor	Honor	Honor		

A decorative graphic element consisting of overlapping blue triangles and trapezoids, creating a layered, geometric effect. It is positioned at the bottom left of the page, extending horizontally towards the right.

“Performance-based accountability is the cornerstone of charter schools.”

Alison Consoletti, The Center for Education Reform